

PNGTECHNOLOGIES

1

PARTS LIST FOR THE UNIVERSAL HONDA GX240 / GX340 / GX360 / GX390

PROPANE / NATURAL GAS KITS (SIDE AIR CLEANER MOUNT)

PROPANE KIT PART # G-SE-HONDA-GX390-204-79S-3-P

NATURAL GAS PART # G-SE-HONDA-GX390-204-79S-3-N

THESE ARE UNIVERSAL INSTRUCTION'S FOR PROPANE OR
NATURAL GAS

**THIS KIT IS NOT
ASSEMBLED**

CARBURETOR ADAPTER SPEC'S

2

ADAPTER: G-SE-204-79S-1

GASKET: (2) G-SE-204-79S-G



VAPOR HOSE: SIZES 36" 1/2" I.D. BLUE



KN-2 PROPANE REGULATOR COMPONENTS ONLY

3

(1) G-SE-KN-2 / 6OZ



(1) G-SE-1/2-PE


14 MM
MEASUREMENT



(1) FITT-3/4-ELBOW




(1) FITT-3/4-NIPPLE



(1) FITT-3/4-BALL VALVE



(1) FITT-3/4-BUSHING



(1) FITT-1/4-1107



KN-2 NATURAL GAS REGULATOR

4

COMPONENTS ONLY

(1) G-SE-KN-2 / 6OZ / 4OZ



(1) G-SE-1/2-PE

MEASUREMENT

14 MM



(1) FITT-3/4-ELBOW



(1) FITT-3/4-NIPPLE



(1) FITT-3/4-BALL VALVE OPEN FLOW FOR NATURAL GAS




MISC BAG COMPONENTS

5

5

(2) 1/4 - LOCK WASHERS



(4) 1/4 - FLAT WASHERS



(2) 1/4 - NUTS



(2) 1/4 - 20 X 2-1/2" BOLTS



(1) ZIP TIE



(2) CLAMP-0007



(1) PIPE COMPOUND



LP HOSE PROPANE KIT ONLY

6


PART# (1) G - SE - 3001 - N

(1) FITT - 3/8" - 0006
SWIVEL FITTING

(1): 6 FT HOSE WITH HIGH
PRESSURE REGULATOR
AND POL VALVE



CARBURETOR STUDS BACK OUT 7



WHEN BACKING THE STUD'S OUT PULL THE GASOLINE CARBURETOR AWAY FROM THE INTAKE. (CAREFUL NOT TO TEAR THE GASKET).

USE A GOOD PER OF VISE GRIPS AND LOCK DOWN ON THE STUDS VERY TIGHT.

DON'T JUST TRY TO TURN THEM GIVE THEM A QUICK POP.

THEN ADJUST TO WHAT LENGTH YOU NEED TO MAKE THE AIR CLEANER FIT.

REMOVER AIR CLEANER ASSEMBLY



INSTALL THE ADAPTER BETWEEN THE
AIR CLEANER AND GASOLINE
CARBURETOR



EXAMPLE PICTURES OF REGULATOR INSTALLATION'S WHETHER IT'S PROPANE OR NATURAL GAS

