

PNGTECHNOLOGIES

1

PARTS LIST FOR THE HONDA GX6230/GX370/GX690 ENGINE
PROPANE / NATURAL GAS KITS

PROPANE KIT PART # G-SE-HONDA-GX630-P

NATURAL GAS PART # G-SE-HONDA-GX630-N

MAKE: HONDA

RUNNING WATTS: _____

STARTING WATTS: _____

ENGINE MODEL # HONDA GX630 / GX670 / GX690 ENGINES

ENGINE CC'S _____

CARBURETOR ADAPTER SPEC'S

2

CARBURETOR ADAPTER

G-SE-204-690 WITH FITT-1306



HOSE-NAT-1/2" X 2-1/2" LONG




(1) CARBURETOR GASKET

G-SE-204-690-G



2-NYLON SPACERS



(4) 1/4-20x2 BOLTS

(4) 1/4-20x2 WASHER



KN-2 PROPANE REGULATOR COMPONENTS ONLY

3

(1) G-SE-KN-2 / 6OZ



(1) G-SE-5/8"-PE

MEASUREMENT

14 MM



(1) FITT-3/4-ELBOW




(1) FITT-3/4-NIPPLE



(1) FITT-3/4-BALL VALVE



(1) FITT-3/4-BUSHING



(1) FITT-1/4-1107



KN-2 NATURAL GAS REGULATOR COMPONENTS ONLY

4

(1) G-SE-KN-2 / 6OZ / 4OZ



(1) G-SE-5/8"-PE

MEASUREMENT

14 MM



(1) FITT-3/4-ELBOW



(1) FITT-3/4-NIPPLE



(1) FITT-3/4-BALL VALVE OPEN FLOW FOR NATURAL GAS



LP HOSE PROPANE KIT ONLY

5

PART# (1) G - SE - 3001 - N

(1) FITT - 3/8" - 0006
SWIVEL FITTING


(1): 6 FT HOSE WITH HIGH
PRESSURE REGULATOR
AND POL VALVE



MISC BAG COMPONENTS

6

(2) 1/4 - LOCK WASHERS



(4) 1/4 - FLAT WASHERS



(2) 1/4 - NUTS



(2) 1/4 - 20 X 2-1/2" BOLTS



(1) ZIP TIE



(2) CLAMP-0007



(1) PIPE COMPOUND





New bolts w/ washers

Spacer for air cleaner base

Add spacer to vent hose if needed



Adapter gasket on top

Install vapor hose BEFORE putting on air cleaner base

Vac cap IF straight propane

EXAMPLE PICTURES OF REGULATOR INSTALLATION'S WHETHER IT'S PROPANE OR NATURAL GAS

