

PNGTECHNOLOGIES


PROPANE AND NATURAL GAS KIT FOR GENERAC

XT8000E/GP8000E


1



PROPANE KIT



NATURAL GAS KIT



REMOVE AIR CLEANER COVER



REMOVE THE TWO NUTS ON THE ON THE BACK COVER




THEN REMOVE THE BACK BOLT ON THE AIR CLEANER

3




**REMOVE THE SPRING AND LINKAGE FROM
GASOLINE CARBURETOR**




**THEN REMOVE THE GASOLINE CARBURETOR THEN
BACK OUT HE STUDS UNTIL THE ADAPTER FITS**

4




**NOW INSTALL THE GASOLINE CARBURETOR BACK ON
AND INSTALL THE SLIM ADAPTER**



NOW REINSTALL THE BACK AIR CLEANER COVER ON

5



THEN INSTALL THE METAL PLATE , AIR FILTER AND COVER



**CUT THE BREATHER TUBE IN HALF
AND INSTALL THE TUBE EXTENSION**


6




**NOW INSTALL THE BACK AIR CLEANER BOLT
WITH SPACER**




**NOW INSTALL THE REGULATOR TO THE FRAME.
USE A 5/16" DRILL BIT AND DRILL HOLES OUT
1-3/4" CENTER TO CENTER ON FRAME
TO MOUNT THE UNIT**



**FOR NATURAL GAS. HOOK UP YOUR NATURAL GAS HOSE
DIRECT TO THE SECONDARY KN REGULATOR**




**POWER ELBOW ADJUSTMENT. THIS IS A VERY SENSITIVE
ADJUSTMENT. IN IS LEAN OUT IS RICH.
WATCH THE VIDEO ON THE WEB AND YOU CAN SEE THIS LIVE**



**THIS IS A VERY SENSITIVE SETTING. (IN) IS LEAN (OUT) IS RICH
MEASURE 14MM FROM INSIDE OF NUT AND END OF BOLT.
THIS WILL GIVE YOU A GOOD START**


THIS IS FOR THE 1/2" HOSE BARB

14MM



WITH OUR NATURAL GAS KIT, WE RECOMMEND YOU BUY OUR NATURAL GAS HOSE. HERE ARE YOUR OPTIONS BELOW

PARKER $\frac{3}{4}$ " HOSE AND QUICK CONNECTS



Natural gas hose with Quick Connects


also includes (2) $\frac{3}{4}$ " close nipples & (1) pack of pipe compound



You can visit our Natural gas page for buying options

https://pngtec.com/natural_gas_hose.htm

PARKER PROPANE HOSE AND QUICK CONNECTS



PROPANE GAS HOSE WITH QUICK CONNECTS

PROPANE GAS HOSE WITHOUT QUICK CONNECTS




You can visit our Proane hose page for buying options

https://pngtec.com/lpg_high_pressure_hose.htm

FOR MORE INSTRUCTIONS YOU CAN ALSO GO TO
OUR WEBSITE AND WATCH THE VIDEO

https://pngtec.com/generac/generac_3.htm

https://pngtec.com/generac/generac_4.htm



**WE AT PNGTECHNOLOGIES THANK YOU
FOR YOUR BUSINESS
IF YOU NEED ANY ASSISTANCE PLEASE
CONTACT US AT (734) 992-2648**

