


# PNGTECHNOLOGIES

1

## GENERAC POWER RUSH PROPANE AND NATURAL GAS INSTRUCTIONS



### PROPANE KIT



### NATURAL GAS KIT



**REMOVE THE AIR BREATHER TUBE. AND REMOVE THE  
VIBRATION BRACKET BOLT**

**2**




**VIBRATION BRACKET  
BOLT**

**AIR BREATHER  
HOSE**

---

**THEN REMOVE THE AIR CLEANER COVER**




**THEN REMOVE THE AIR FILTER AND  
THE 2 NUTS HOLDING ON THE BACK COVER**

**3**




---

**PULL BACK THE CARBURETOR BUT DON'T REMOVE FROM STUDS  
BACK OUT STUDS AROUND THREE OR FOUR TURNS.  
UNTIL THE ADAPTER FITS SECURELY.**





## INSTALL OUR GASKET ON THE CARBURETOR




---

## INSTALL THE SLIM ADAPTER ON THE CARBURETOR



**THEN INSTALL THE AIR FILTER AND COVER**

**5**



**THEN REINSTALL THE AIR BREATHER TUBE. AND THE VIBRATION BRACKET & BOLT, WITH THE SPACER THAT WE SUPPLY**




**VIBRATION  
BRACKET  
BOLT**




**AIR  
BREATHER  
HOSE**

## MOUNTING OF LOW PRESSURE REGULATOR

6




**FROM SIDE OF FRAME MEASURE OVER 3" AND MAKE A MARK  
THEN FROM THAT MARK MEASURE OVER 5  $\frac{3}{4}$ " MARK  
THEN FROM TOP OF FRAME MEASURE DOWN 1  $\frac{1}{2}$ " AND MARK**






## MOUNT REGULATOR AND TIGHTEN

7




## CONNECT VAPOR HOSE FROM CARBURETOR ADAPTER TO THE POWER ELBOW




**IF YOU ARE USING PROPANE CONNECT HOSE  
FROM TANK TO 3/8" FLARE FITTING**

**8**




---

**IF YOU ARE USING NATURAL GAS YOU WILL CONNECT  
THAT DIRECTLY TO THE BALL VALVE**





**THIS IS A VERY SENSITIVE SETTING. (IN) IS LEAN (OUT) IS RICH  
MEASURE 14MM FROM INSIDE OF NUT AND END OF BOLT.  
THIS WILL GIVE YOU A GOOD START**




# PARKER

10

**3/4" CUSTOM MADE NATURAL GAS HOSES**

**NATURAL GAS HOSE AND QUICK CONNECTS.**

**REMEMBER COMBUSTIBLE ENGINES REQUIRE HIGH VOLUMES OF GAS TO RUN PROPERLY IT IS NOT AN APPLIANCE**



**Natural gas hose with Quick Connects**

**also includes (2) 3/4" close nipples & (1) pack of pipe compound**




**You can visit our Natural gas page for buying options**

**[https://pngtec.com/natural\\_gas\\_hose.htm](https://pngtec.com/natural_gas_hose.htm)**

# PARKER

**$\frac{3}{8}$ " CUSTOM MADE PROPANE HOSES**  
**PROPANE HOSE AND QUICK CONNECTS**

**11**



**PROPANE GAS HOSE WITH  
QUICK CONNECTS**

**PROPANE GAS HOSE WITHOUT  
QUICK CONNECTS**



**You can visit our Proane hose page for buying options**

**[https://pngtec.com/lpg\\_high\\_pressure\\_hose.htm](https://pngtec.com/lpg_high_pressure_hose.htm)**



FOR MORE INSTRUCTIONS YOU CAN ALSO GO TO  
OUR WEBSITE AND WATCH THE VIDEO

[https://pngtec.com/generac/generac\\_11.htm](https://pngtec.com/generac/generac_11.htm)

[https://pngtec.com/generac/generac\\_12.htm](https://pngtec.com/generac/generac_12.htm)



**WE AT PNGTECHNOLOGIES THANK YOU  
FOR YOUR BUSINESS  
IF YOU NEED ANY ASSISTANCE PLEASE  
CONTACT US AT (734) 992-2648**

