

PNGTECHNOLOGIES

1

POWERHORSE 11000ES PROPANE AND NATURAL GAS INSTRUCTIONS



PROPANE KIT



NATURAL GAS KIT



**REMOVE AIR CLEANER COVER, THEN THE TWO AIR FILTERS,
THEN REMOVE THE CENTER AIR CLEANER ASSEMBLY**

2

**AIR CLEANER
COVER**



**REMOVE
AIR FILTERS**



**CENTER COVER
6 NUTS**




**BACK AIR CLEANER
ASSEMBLY**



**REMOVE BACK AIR CLEANER VIBRATION BOLT
AIR BREATHER HOSE, GAS VENT LINE**

VIBRATION BOLT




**AIR BREATHER
HOSE**


GAS VENT HOSE

**NOW PULL THE GASOLINE CARBURETOR FORWARD.
BUT DO NOT REMOVE**

3



**THEN USE VISE GRIPS AND BACK
OUT THE STUDS AROUND 3-4 TURNS SO THE ADAPTER
WILL FIT ON**



**USE ARE GASKET BETWEEN THE GASOLINE CARBURETOR
AND ARE SLIM ADAPTER**

4




**THEN INSTALL THE METAL PLATE BETWEEN ARE SLIM
ADAPTER AND THE AIR BACK CLEANER BOX**



**REINSTALL BACK AIR CLEANER ASSEMBLY, THE INSTALL
THE CENTER AIR CLEANER, THEN INSTALL THE FILTER
THEN INSTALL THE FRONT AIR CLEANER COVER**

5

**BACK AIR CLEANER
ASSEMBLY**



**CENTER COVER
6 NUTS**



**REPLACE
AIR FILTERS**



**AIR CLEANER
COVER**



**REINSTALL BACK AIR CLEANER VIBRATION BOLT
AIR BREATHER HOSE, GAS VENT LINE**

VIBRATION BOLT



**AIR BREATHER
HOSE**



GAS VENT HOSE

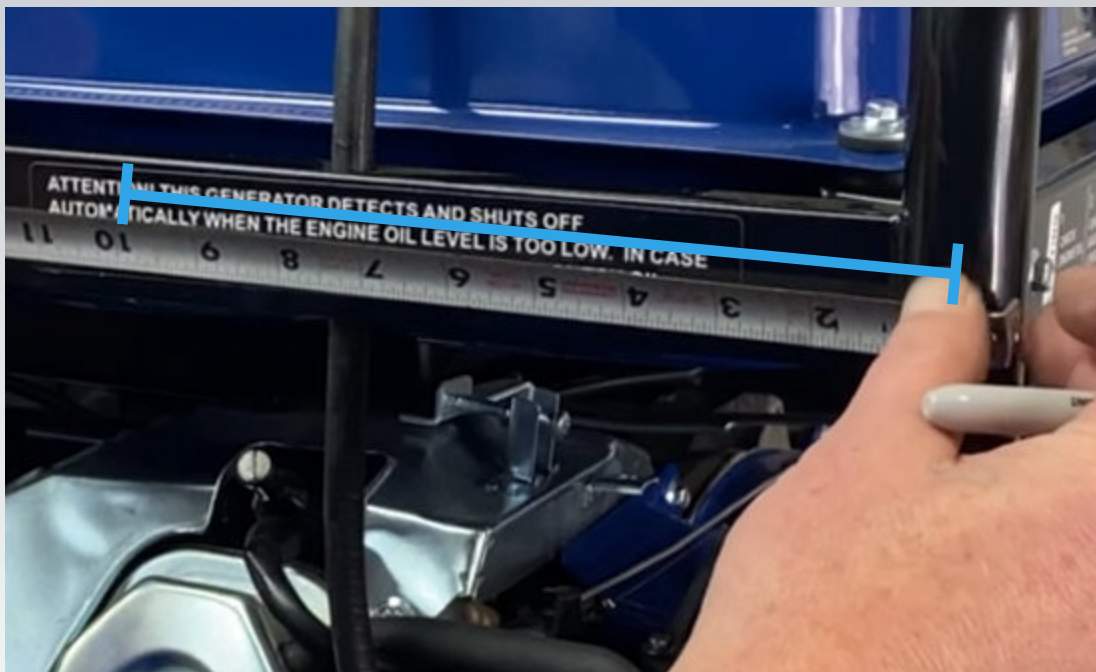


MOUNTING OF LOW PRESSURE REGULATOR

6



FROM SIDE OF FRAME MARK OVER 10" AND DRILL HOLE OUT TO 5/16"



THEN MARK OVER 5- $\frac{3}{4}$ " AND DRILL OUT TO 5/16"


7




**THEN MOUNT AND TIGHTEN LOW PRESSURE
REGULATOR TO THE FRAME**



**THEN INSTALL THE VAPOR HOSE FROM SLIM
ADAPTER TO THE OUTLET OF THE POWER ELBOW
MOUNTED ON THE LOW PRESSURE REGULATOR
KN REGULATOR**



**INSTALL THE PROPANE HOSE TO THE BRASS FITTING
IF YOU ARE USING PROPANE**






WITH OUR NATURAL GAS KIT, WE RECOMMEND YOU BUY
OUR NATURAL GAS HOSE. HERE ARE YOUR OPTIONS BELOW

10

PARKER $\frac{3}{4}$ " HOSE AND QUICK CONNECTS



Natural gas hose with Quick Connects


also includes (2) $\frac{3}{4}$ " close nipples & (1) pack of pipe compound



You can visit our Natural gas page for buying options

https://pngtec.com/natural_gas_hose.htm

PARKER PROPANE HOSE AND QUICK CONNECTS



**PROPANE GAS HOSE WITH
QUICK CONNECTS**

**PROPANE GAS HOSE WITHOUT
QUICK CONNECTS**



You can visit our Propane hose page for buying options

https://pngtec.com/lpg_high_pressure_hose.htm

FOR MORE INSTRUCTIONS YOU CAN ALSO GO TO
OUR WEBSITE AND WATCH THE VIDEO

12

https://pngtec.com/powerhorse/powerhorse_1.htm

https://pngtec.com/powerhorse/powerhorse_2.htm



**WE AT PNGTECHNOLOGIES THANK YOU
FOR YOUR BUSINESS
IF YOU NEED ANY ASSISTANCE PLEASE
CONTACT US AT (734) 992-2648**

